SonoCalc™ IMT Scan Report

Common Carotid Artery Intima-Media Thickness (IMT) V 3.0.0.1

TEST, 34821

Age at Exam: 75
Gender: M
Ethnic Origin: White or Other
Patient ID: 75114
Exam. Date: 04-14-2025
Report Created: 04-14-2025
Referring Dr.: @460

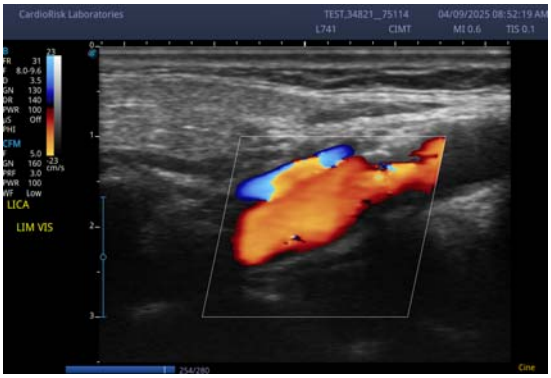

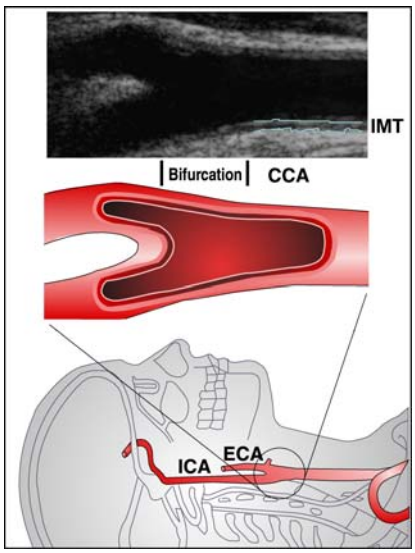

Average CCA Mean IMT:

Average of individual mean IMT measurements

0.983mm

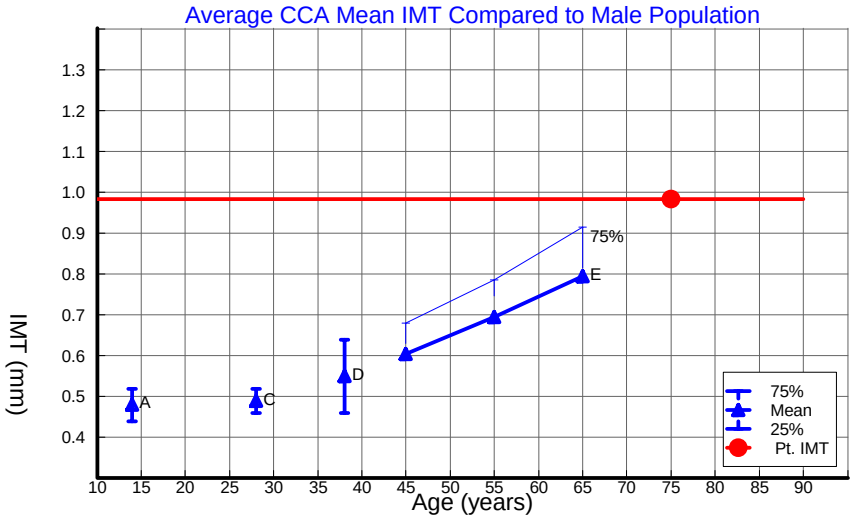

Average CCA Max Region IMT:

Average of individual 1 mm Max Region measurements

1.138mm

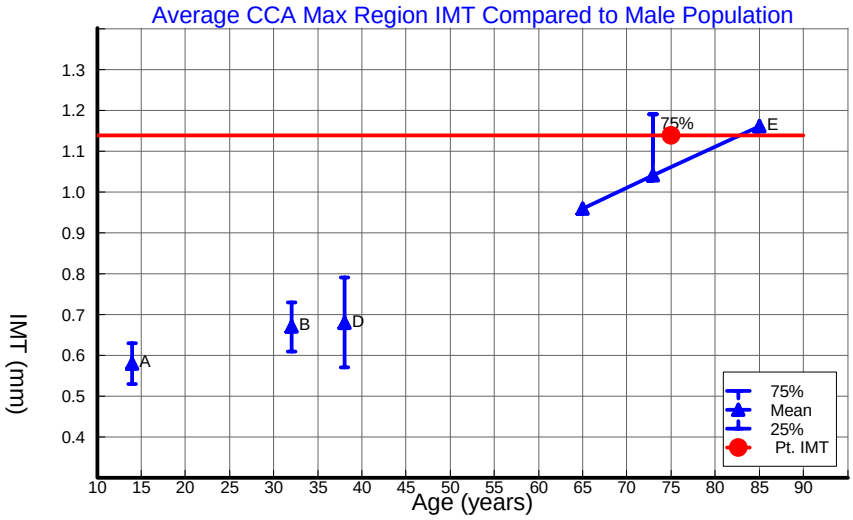

Comments:

Right CCA 1.5 H; Bulb 3.7 HR; Internal Carotid 3.7 H
Left CCA 1.1; Bulb 2.1 H; Internal Carotid 1.2
Doppler was used
bilaterally.

A Tonstad, S (1996) Arterioscler Thromb D Tonstad, S (1998) Eur J Clin Invest
B Urbina, E (2002) Am J Cardiol E Aminbakhsh, A (1999) Clin Invest Med
C Oren, A (2003) Arch Intern Med.

See User Guide for complete references. All reference data is 10mm distal CCA and is primarily from white populations with no coronary history. Consult your Doctor for information on race differences.

SonoCalc™ IMT
SonoSite

Your Doctor should interpret this IMT result in conjunction with your other risk factors. Medical decision making takes a multitude of factors into account, and risk factor modification should be made in consultation with your Doctor .